

16

M/S SREE SOWDAMBIKA COLLEGE OF ENGINEERING, CHETTIKURICHI
 (Unit of Chockalingapuram Devangar Varthagar Sangam, Aruppukkottai)
 Balance Sheet as at 31st march, 2021

	Schedule Nos.	As on 31-03-2021 Rs.	As on 31-03-2020 Rs.
LIABILITIES:			
General Fund	1	(5 73 72 841.78)	(4 98 47 894.00)
Sundry Creditors	2	23 58 551.65	9 64 356.12
Other Current Liabilities	3	56 08 036.29	57 59 176.00
Due to Branches	4	8 49 26 709.03	8 91 65 320.88
		3 55 20 455.19	4 60 40 959.00
ASSETS:			
Fixed Assets	5	1 73 02 995.78	2 00 10 729.00
Deposits	6	1 16 200.00	55 683.00
Loans and Advances	7	11 793.00	20 954.00
Fees Receivable		63 13 316.00	2 46 10 141.00
Stock of Stationery & Books		1 67 005.91	1 67 006.00
Other Current Assets	8	24 72 886.00	50 033.00
Cash with Banks & Cash on hand	9	91 36 258.50	11 26 413.00
		3 55 20 455.19	4 60 40 959.00

[Signature]
 PRESIDENT


[Signature]
 SECRETARY

[Signature]
 TREASURER

[Signature]
 COMMITTEE MEMBERS

.00

4/8/2021



For SURI & Co
 CHARTERED ACCOUNTANTS
 FRN 004283S

[Signature]
 P. PRASANNA
 Partner
 M.No.228180

VIN: 21228180 AAAAGU05715

[Signature]
[Signature]
[Signature]

17

M/S SREE SOWDAMBIKA COLLEGE OF ENGINEERING, CHETTIKURICHI
 (Unit of Chockalingapuram Devangar Varthagar Sangam, Aruppukkottai)
 Income and Expenditure Account for the year ended 31.03.2021

	Schedule Nos.	As on 31-03-2021 Rs.	As on 31-03-2020 Rs.
INCOME:			
Fees Collections	10	2 20 44 300.00	2 66 53 455.00
Interest received	11	56 388.60	71 445.00
Other Income	12	31 10 483.40	60 99 597.00
		<u>2 52 11 172.00</u>	<u>3 28 24 497.00</u>
EXPENDITURE:			
Employee cost	13	1 88 67 054.00	2 26 39 857.00
Repairs and Renewals	14	25 07 561.22	53 70 431.00
Laboratory Maintenance	15	1 170.00	1 20 979.00
Administrative and Other Expenses	16	83 30 372.54	93 49 950.00
Depreciation		30 29 961.73	35 87 620.00
		<u>3 27 36 119.49</u>	<u>4 10 68 837.00</u>
EXCESS OF EXPENDITURE OVER INCOME transferred to General Fund		<u>(75 24 947.49)</u>	<u>(82 44 340.00)</u>


B. Srinivas
PRESIDENT

M. M. M. M. M.
SECRETARY

S. S. S. S. S.
TREASURER

S. S. S. S. S.
COMMITTEE MEMBERS

8/4/2021



For SURI & Co
CHARTERED ACCOUNTANTS
FRN 004283S
P. Prasan
P. PRASANNA
Partner
M.No.228180

UDIN: 21228180 AAAA 0105715

S. S. S. S. S.
G. S. S. S. S.
A. P. Daamalog

(1)

M/S SREE SOWDAMBIKA COLLEGE OF ENGINEERING, CHETTIKURUCHI, ARUPPUKOTTAI
SCHEDULES TO BALANCE SHEET

Rs.

SCHEDULE:1

GENERAL FUND:

As per Last Balance Sheet	4 98 47 894.29
ADD: EXCESS OF EXPENDITURE OVER INCOME for the year transferred from Income & Expenditure A/c	75 24 947.49
	5 73 72 841.78

SCHEDULE:2

SUNDRY CREDITORS:

Maruthi Systems	11 400.00
Prabhu Enterprises	14 613.59
Manikandan	1 000.00
R.S.Petroleum	1 77 156.19
Fees Payable to Students	19 85 802.00
V. Sooriyan	1 68 579.87
	23 58 551.65

SCHEDULE:3

Other current liabilities

A.U Exam Remuneration	87 935.80
Alumini Association	21 59 332.00
Electricity Charges Payable	1 33 696.86
Endowment	10 805.00
EPF Payable	2 99 632.00
ESI Payable	28 555.00
Exam Fees	8 76 082.50
Admission Advance	10 000.00
I.S.T.E.Staff Chapter	4 855.00
I.S.T.E.Students Chapter	36 675.00
Degree Certificate Fees	1 14 000.00
Interest - Scholarship	30 215.00
TNEA Online Registration	82 052.28
N.S.S. Activities	71 783.25
Revaluation Fees	1 200.00
RK-26 Co - Operative Store	1 95 942.60
Salary Payable	14 44 396.00
Scholarship	5 475.00
TDS Payable	9 653.00
Veerasundaram.C	5 750.00
	56 08 036.29

(10)

M/S SREE SOWDAMBIKA COLLEGE OF ENGINEERING, CHETTIKURUCHI, ARUPPUKOTTAI
SCHEDULES TO BALANCE SHEET

SCHEDULE:4

DUE TO BRANCHES:

Sree Sowdambika Convent	14 50 000.00
CDVS	7 12 59 527.30
Sree Sowdambika Nursery & Primary	7 05 428.00
Boys Hostel	84 42 623.53
Girls Hostel	29 32 905.20
CDVS Workshop	1 36 225.00
	<hr/>
	8 49 26 709.03
	<hr/> <hr/>

SCHEDULE:6

DEPOSITS:

Aircel Deposit	1 325.00
Coin Telephone Deposit	50.00
Electricity Deposit	93 923.00
Gas Deposit	1 800.00
Telephone Deposit	19 102.00
	<hr/>
	1 16 200.00
	<hr/> <hr/>

SCHEDULE:7

LOANS AND ADVANCES:

Festivel Advance	11 563.00
Sankar .M.O.A	230.00
	<hr/>
	11 793.00

M/S SREE SOWDAMBIKA COLLEGE OF ENGINEERING, CHETTIKURUCHI, ARUPPUKOTTAI
SCHEDULES TO BALANCE SHEET

Rs.

M/S SREE SOWDAMBIKA COLLEGE OF ENGINEERING, CHETTIKURUCHI, ARUPPUKOTTAI
SCHEDULES TO BALANCE SHEET

Rs.

Stock of Stationery 1 67 005.91

SCHEDULE:8

Other current assets:

IETE EXPENSES	13 335.00
TNEA	3 15 750.00
Tuition Fees Claim (SC)	20 000.00
NSS Corpus Activities	55 990.00
First Graduate Claim	55 000.00
Manoj Admission Agent	20 00 000.00
TNSC Science and Tech	2 811.00
Ulektz Learning Solutions Pvt. Ltd.	10 000.00
	<u>24 72 886.00</u>

SCHEDULE:9

Cash with Banks & Cash on hand:

Cash	
Petty cash	
Indian Bank 510129048	67 68 291.95
Indian Bank 778059765	5 385.00
Indian Overseas Bank 184201000006662	1 08 687.03
Indian Overseas Bank 184201000018000	11 65 084.35
State Bank of India 10630589811	8 957.42
State Bank of India 31986903487	8 703.00
TamilNad Mercantile Bank Ltd., 038100050115110	6 21 754.57
TamilNad Mercantile Bank Ltd., 038100050309409	13 870.00
TamilNad Mercantile Bank Ltd., 038150310875344	3 53 159.10
Union Bank of India 1039	7 658.78
Union Bank of India 1500	63 590.00
Union Bank of India 1501	11 117.30
	<u>91 36 258.50</u>

(2)

M/S SREE SOWDAMBIKA COLLEGE OF ENGINEERING, CHETTIKURUCHI, ARUPPUKOTTAI
SCHEDULES TO INCOME AND EXPENDITURE ACCOUNT

Rs.

SCHEDULE:10

Fees Collections:

Association Fees Income	3 02 250.00
Medical Examination Fees Income	2 01 500.00
Orientation, E Learning, Skill Development Fees	28 90 500.00
Other Fees	10 175.00
Professional Society	2 09 275.00
Tuition Fees Income	1 84 30 600.00
	<u>2 20 44 300.00</u>

SCHEDULE:11

Interest received:

Bank interest	56 388.60
Interest on EB Deposit	.00
	<u>56 388.60</u>

SCHEDULE:12

Other Income:

A.U.Reg.Regis.Adm. Fees Income	1 08 500.00
A.U.Regulation Curriculam	14 000.00
A.U.Sports Affiliation Fees Income	47 300.00
Application Form	34 500.00
Books and Instrument	18 160.00
Bus Fees Income	11 83 490.00
Rounding Off	3.00
Miscellaneous Receipt	3 74 927.40
Pradhan Mantri Kasha Vikas Yojana	12 94 603.00
Sports Uniform Income	35 000.00
	<u>31 10 483.40</u>

SCHEDULE:13

PAYMENTS TO AND PROVISION FOR EMPLOYEES:

Teaching & Non teaching Staff Salary	1 62 45 527.00
Employees Provident Fund	24 45 573.00
Employees State Insurance	1 75 954.00
	<u>1 88 67 054.00</u>

62

M/S SREE SOWDAMBIKA COLLEGE OF ENGINEERING, CHETTIKURUCHI, ARUPPUKOTTAI
SCHEDULES TO INCOME AND EXPENDITURE ACCOUNT

Rs.

SCHEDULE:14

REPAIRS AND MAINTENANCE:

Building Maintenance	63 833.00
Bus Maintenance	4 77 226.00
Diesel Expenses	11 85 390.22
Electrical Maintenance	72 120.00
Bore Well Maintenance A/c.	17 750.00
Battery Maintenance	95 000.00
General Maintenance	74 673.00
Generator Maintenance	.00
Land Maintenance	3 25 705.00
Printer Maintenance	3 050.00
Sewage Treatment Plant Maintenance	250.00
Vehicle Maintenance	1 70 539.00
Water Treatment Plant Maintenance	6 000.00
Xerox Machine Maintenance	16 025.00
	<hr/>
	25 07 561.22
	<hr/> <hr/>

SCHEDULE:15

LABORATORY MAINTENANCE:

AC Maintenance	130.00
CSE Lab Maintenance	1 040.00
	<hr/>
	1 170.00
	<hr/> <hr/>

(92)

M/S SREE SOWDAMBIKA COLLEGE OF ENGINEERING, CHETTIKURUCHI, ARUPPUKOTTAI
SCHEDULES TO INCOME AND EXPENDITURE ACCOUNT

Rs.

SCHEDULE:16

ADMINISTRATIVE AND OTHER EXPENSES

Advertisement	18 562.00
Affiliation Fees	1 20 000.00
AICTE Expenses	50 000.00
Anniversary Expenses	6 480.00
Audit Fees	74 357.00
Bank Charges	16 176.48
Convocation Day Expenses	8 083.00
Electricity Charges	11 82 247.71
Insurance	6 90 616.00
Internet - Browsing Charges	63 375.00
Ncc Expenses	2 400.00
Loss from SSCE Girls Hostel	8 21 048.66
Loss from SSCE Boys Hostel	5 73 894.64
Postal & Telegraph	4 566.00
Printing & Stationary	88 991.00
Refreshment Charges	69 833.00
Special Fees Concession	2 77 535.00
Sports Expenses	9 100.00
Students Fees Concession	13 10 875.00
Subscription	51 978.00
Sundry Expenses	25 04 832.05
Telephone Charges	1 38 245.00
Tolgate Recharge Expenses	30 355.00
Travelling Expenses	1 82 262.00
Welfare Expenses	34 560.00
	<hr/>
	<u>83 30 372.54</u>

SREE SOWDAMIKA COLLEGE OF ENGINEERING, CHETTIKURUCHI, ARUPPUKO

ACCOUNTS FOR THE YEAR ENDED 31ST MARCH, 2021

SCHEDULE:5

FIXED ASSETS:

Particulars	Cost		ADDITIONS		Sale	Cost		Upto		Rate		DEPRECIATION			W.D.V. as on	
	01.04.2019		I Half	II Half		31.03.2020	31.03.2019			I Half	II Half	Total	Withdrawal	Upto 31.03.2020	3/31/2020	31.03.2019
Air Compressor	80686.00						80686.00	61902.11	0.15	2817.58	0.00	2817.58		64719.69	15966.31	18783.89
Air Conditioner	1409039.00						1409039.00	1076662.42	0.15	49856.49	0.00	49856.49		1126518.91	282520.09	332376.58
Almirah	120250.00						120250.00	111498.31	0.10	875.17	0.00	875.17		112373.48	7876.52	8751.69
Amplifier	10920.00						10920.00	9575.24	0.15	201.71	0.00	201.71		9776.95	1143.05	1344.76
Auditorium	255207.00						255207.00	155392.18	0.10	9981.48	0.00	9981.48		165373.66	89833.34	99814.82
Automatic Timer Bell Equip	43525.00						43525.00	27659.25	0.15	2379.86	0.00	2379.86		30039.11	13485.89	15865.75
Battery	2260514.00		25450	11400	50	2297314.00	1385229.19	0.15	135110.22	855.00	135965.22		1521194.41	776119.59	875284.81	
Borewell	248256.40						248256.40	241916.9	0.15	950.92	0.00	950.92		242867.83	5388.57	6339.50
Buses	490000.00						490000.00	483285.34	0.30	2014.40	0.00	2014.40		485299.74	4700.26	6714.66
Bus Workshop Tools	8355.00						8355.00	5179.72	0.15	476.29	0.00	476.29		5656.02	2698.98	3175.28
CAD CAM LAB	1406250.00						1406250.00	889724.61	0.15	77478.81	0.00	77478.81		967203.42	439046.58	516525.39
Camera	92450.00						92450.00	57118.93	0.15	5299.66	0.00	5299.66		62418.59	30031.41	35331.07
Ceiling Fan	1023054.00						1023054.00	821673.33	0.15	30207.10	0.00	30207.10		851880.43	171173.57	201380.67
Cell Phone	73980.00						73980.00	50405.72	0.15	3536.14	0.00	3536.14		53941.86	20038.14	23574.28
Chemistry Lab.	567009.35						567009.35	518514.48	0.15	7274.23	0.00	7274.23		525788.71	41220.64	48494.87
CIVIL Lab	852795.50						852795.50	591305.88	0.15	39223.44	0.00	39223.44		630529.32	222266.18	261489.62
Coin Phone	8000.00						8000.00	7083.99	0.15	137.40	0.00	137.40		7221.39	778.61	916.01
Communication Skill Lab.	852764.00						852764.00	745407.19	0.15	16103.52	0.00	16103.52		761510.71	91253.29	107356.81
Computer	13322397.30						13322397.30	13294725.15	0.40	11068.86	0.00	11068.86		13305794.01	16603.29	27672.15
Computer Lab.	7818080.64						7818080.64	6712702.72	0.15	165806.69	0.00	165806.69		6878509.41	939571.23	1105377.92
Computer Lab. Furniture	59201.15						59201.15	56988.91	0.10	221.22	0.00	221.22		57210.13	1991.02	2212.24
Computers 2 Nos	1.00						1.00	0.00	0.00	0.00	0.00	0.00		0.00	1.00	1.00
Concrete and Highway Engineering Lab	1218343.00						1218343.00	823348.08	0.15	59249.24	0.00	59249.24		882597.32	335745.68	394994.92
Cycle	1805.00						1805.00	1753.45	0.15	7.73	0.00	7.73		1761.18	43.82	51.55
DSP Lab.	918751.00						918751.00	787758.61	0.15	19648.86	0.00	19648.86		807407.47	111343.53	130992.39
DIGITAL SIGNAL PROCESSING	164339.00						164339.00	111655.68	0.15	7902.50	0.00	7902.50		119558.18	44780.82	52683.32
DVD Writer	1.00						1.00	0.39	0.15	0.09	0.00	0.09		0.48	0.52	0.61
Dynamic Lab	480438.00						480438.00	337971.94	0.15	21369.91	0.00	21369.91		359341.85	121096.15	142466.06
ECE Lab.	208886.60						208886.60	193485.40	0.15	2310.18	0.00	2310.18		195795.58	13091.02	15401.20
EDC Lab.	1881634.50						1881634.50	1612621.73	0.15	40351.92	0.00	40351.92		1652973.65	228660.85	269012.77
Edusat Lab. Equipment A/C.	231035.49						231035.49	197024.10	0.15	5101.71	0.00	5101.71		202125.81	28909.68	34011.39
EIE Lab	944188.00						944188.00	641033.32	0.15	45473.20	0.00	45473.20		686506.53	257681.47	303154.68
Electrical Lab.	2650365.15						2650365.15	2513851.33	0.15	20477.07	0.00	20477.07		2534328.40	116036.75	136513.82
Electric Circuit Lab	181241.00						181241.00	165157.10	0.15	2412.58	0.00	2412.58		167569.69	13671.31	16083.90
Electric Fittings	1130498.43						1130498.43	1026586.22	0.10	10391.22	0.00	10391.22		1036977.44	93520.99	103912.21
Electric Machine Lab	159327.00						159327.00	147153.03	0.15	1826.10	0.00	1826.10		148979.13	10347.87	12173.97
Electric Panal Board	265485.00						265485.00	258258.27	0.10	722.67	0.00	722.67		258980.94	6504.06	7226.73

10

Particulars	Cost	ADDITIONS		Sale	Cost	Upto	Rate	I Half	II Half	Total	Withdrawal	Upto	W.D.V. as on	W.D.V. as on
	01.04.2019	I Half	II Half		31.03.2020	31.03.2019						31.03.2020	31.03.2020	31/31/2020
Electric Post	59278.00				59278.00	57117.03	0.10	216.10	0.00	216.10		57333.12	1944.88	2160.97
Electronic System Designing Lab	66129.00				66129.00	50812.47	0.15	2297.48	0.00	2297.48		53109.95	13019.05	15316.53
English Department	62683.00				62683.00	55490.11	0.15	1078.93	0.00	1078.93		56569.04	6113.96	7192.89
Environmental Lab	141521.00				141521.00	91952.15	0.15	7435.33	0.00	7435.33		99387.48	42133.52	49568.85
EPAPAX ACCOUNT	449329.50				449329.50	333267.71	0.15	17409.27	0.00	17409.27		350676.98	98652.52	116061.79
Fire Estinguish - A	128181.00				128181.00	100217.73	0.15	4194.49	0.00	4194.49		104412.22	23768.78	27963.27
Fluid Machine Lab	1009303.00				1009303.00	775531.14	0.15	35065.78	0.00	35065.78		810596.92	198706.08	233771.86
Furniture & Books	2.00				2.00	0.54	0.10	0.15	0.00	0.15		0.69	1.31	1.46
Furniture & Fittings	9658315.57				9658315.57	7040893.27	0.10	261742.23	0.00	261742.23		7302635.50	2355680.07	2617422.30
Garden Materials-A	2650.00				2650.00	1022.68	0.15	244.10	0.00	244.10		1266.77	1383.23	1627.33
Generator	3726338.00				3726338.00	2865987.07	0.15	129052.64	0.00	129052.64		2995039.71	731298.29	860350.93
Heavy Duty Printer	68851.00				68851.00	53169.01	0.15	2352.30	0.00	2352.30		55521.31	13329.69	15681.99
Hydraulic Lab	248357.00				248357.00	185757.92	0.15	9389.86	0.00	9389.86		195147.78	53209.22	62599.08
Innova Car (TN 67AF 3447)	1575142.00				1575142.00	1178121.70	0.15	59553.04	0.00	59553.04		1237674.75	337467.25	397020.30
Intercom	204984.70				204984.70	185911.89	0.15	2860.92	0.00	2860.92		188772.81	16211.89	19072.81
IT Lab Equipment	4015935.00				4015935.00	3520778.05	0.15	74273.54	0.00	74273.54		3595051.59	420883.41	495156.95
Ladder	2650.00				2650.00	735.38	0.15	287.19	0.00	287.19		1022.57	1627.43	1914.63
LCD Projector	611027.00				611027.00	472485.95	0.15	20781.16	0.00	20781.16		493267.10	117759.90	138541.05
Library Automation	45750.00				45750.00	41944.74	0.15	570.79	0.00	570.79		42515.53	3234.47	3805.26
Library Books	5536526.30				5536526.30	5160691.35	0.40	150333.98	0.00	150333.98		5311025.33	225500.97	375834.95
Library Books - CSE	6526.00				6526.00	6526.00	0.40	0.00	0.00	0.00		6526.00	0.00	0.00
Library Books IT	2796.50				2796.50	2796.50	0.40	0.00	0.00	0.00		2796.50	0.00	0.00
Library Department Machinery	73186.00				73186.00	65450.83	0.15	1160.28	0.00	1160.28		66611.10	6574.90	7735.17
Manufacturing Tech Lab	169835.00				169835.00	104927.52	0.15	9736.12	0.00	9736.12		114663.64	55171.36	64907.48
Maths Lab.	895.50				895.50	876.28	0.15	2.88	0.00	2.88		879.16	16.34	19.22
Meaurement Con. Lab	317533.00				317533.00	294121.40	0.15	3511.74	0.00	3511.74		297633.14	19899.86	23411.60
Mechanical Lab	3579129.50				3579129.50	2699557.00	0.15	131935.87	0.00	131935.87		2831492.88	747636.62	879572.50
Mechatronics Lab	591267.00				591267.00	380185.29	0.15	31662.26	0.00	31662.26		411847.55	179419.45	211081.71
Metrology Lab	545056.00				545056.00	383428.41	0.15	24244.14	0.00	24244.14		407672.54	137383.46	161627.59
Microvave Oven	4700.00				4700.00	3193.29	0.15	226.01	0.00	226.01		3419.29	1280.71	1506.71
Motor Pumps	10340.00				10340.00	10119.20	0.15	33.12	0.00	33.12		10152.32	187.68	220.80
MP Lab.	1200888.00				1200888.00	1059594.29	0.15	21194.06	0.00	21194.06		1080788.34	120099.66	141293.71
Musical Istruments	70481.00				70481.00	49225.85	0.15	3188.27	0.00	3188.27		52414.12	18066.88	21255.15
Neon Light Board Equip. A/C	262278.05				262278.05	214289.84	0.15	7198.23	0.00	7198.23		221488.07	40789.98	47988.21
Office Equipment	1184300.50				1184300.50	948234.20	0.15	35409.94	0.00	35409.94		983644.15	200656.35	236066.30
Panel Board	1024742.00				1024742.00	772787.33	0.15	37793.20	0.00	37793.20		810580.53	214161.47	251954.67
Partion Work	1291021.70				1291021.70	1155524.39	0.15	20324.60	0.00	20324.60		1175848.98	115172.72	135497.31
PA System	23450.30				23450.30	22369.55	0.15	162.11	0.00	162.11		22531.67	918.63	1080.75
Physics Lab.	427399.93				427399.93	394938.09	0.15	4869.28	0.00	4869.28		399807.37	27592.56	32461.84
Placement Department	3537.00				3537.00	3330.50	0.15	30.98	0.00	30.98		3361.47	175.53	206.50
Play Ground	3540.00				3540.00	3357.78	0.15	27.33	0.00	27.33		3385.11	154.89	182.22
Power Electronic Lab.	499027.50				499027.50	465036.23	0.15	5098.69	0.00	5098.69		470134.92	28892.58	33991.27
Refridgerator	12450.00				12450.00	8458.82	0.15	598.68	0.00	598.68		9057.50	3392.50	3991.18
Sewage Water Treatment Plant	839154.00				839154.00	645904.11	0.15	28987.48	0.00	28987.48		674891.59	164262.41	193249.89
S & H Lab	83100.00				83100.00	48822.60	0.15	5141.61	0.00	5141.61		53964.21	29135.79	34277.40
Simulation Lab.	973271.05				973271.05	912584.79	0.15	9102.94	0.00	9102.94		921687.73	51583.32	60686.26
Soil Lab	564834.00				564834.00	410442.42	0.15	23158.74	0.00	23158.74		433601.16	131232.84	154391.58
Solar Wind Power	2969704.00				2969704.00	2017684.94	0.15	142802.86	0.00	142802.86		2160487.80	809216.20	952019.06
Sports Goods	968268.25				968268.25	623928.20	0.15	51651.01	0.00	51651.01		675579.21	292689.04	344340.05
Stablizer	27340.00				27340.00	21949.01	0.15	808.65	0.00	808.65		22757.66	4582.34	5390.99
Strength of Materials Lab	1501966.00				1501966.00	1123222.56	0.15	56811.52	0.00	56811.52		1180034.08	321931.92	378743.44

10

Particulars	Cost	ADDITIONS		Sale	Cost	Upto	Rate	I Half	II Half	Total	Withdrawal	Upto	W.D.V. as on	W.D.V. as on
	01.04.2019	I Half	II Half		31.03.2020	31.03.2019						31.03.2020	3/31/2020	31.03.2019
Survey Lab - A (Civil)	465790.00				465790.00	352877.30	0.15	16936.90	0.00	16936.90		369814.21	95975.79	112912.70
Telecommunication Lab	372798.00				372798.00	351912.71	0.15	3132.79	0.00	3132.79		355045.51	17752.49	20885.29
Thermal Lab	1133625.00				1133625.00	812376.30	0.15	48187.30	0.00	48187.30		860563.61	273061.39	321248.70
TN 45 P 7786	300000.00				300000.00	260528.06	0.15	5920.79	0.00	5920.79		266448.85	33551.15	39471.94
TN 47 M 2999 Purchase A/C	0.00				0.00	0.00	0.15	0.00	0.00	0.00		0.00	0.00	0.00
TN 67 AA 2304	1465748.00				1465748.00	1238861.38	0.15	34032.99	0.00	34032.99		1272894.37	192853.63	226886.62
TN 67 AC 7161	1211572.00				1211572.00	951998.16	0.15	38936.08	0.00	38936.08		990934.24	220637.76	259573.84
TN 67 AC 7920	1265172.00				1265172.00	994114.46	0.15	40658.63	0.00	40658.63		1034773.09	230398.91	271057.54
Tn 67 AD 7853 (TVS XL)	30780.00				30780.00	23650.68	0.15	1069.40	0.00	1069.40		24720.08	6059.92	7129.32
TN 67 AE 0865	1957849.00				1957849.00	1493579.00	0.15	69640.50	0.00	69640.50		1563219.50	394629.50	464270.00
TN 67 AE - 3530 - Tata AC	342810.00				342810.00	256832.82	0.15	12896.58	0.00	12896.58		269728.66	73081.34	85977.18
TN 67 AE - 3565	1236499.00				1236499.00	924979.03	0.15	46728.00	0.00	46728.00		971707.02	264791.98	311519.97
TN 67 AH 4896	1919765.00				1919765.00	1350489.65	0.15	85391.30	0.00	85391.30		1435880.96	483884.04	569275.35
TN 67 BZ 2170 - TATA-Gold	898717.00				898717.00	585187.62	0.15	47029.41	0.00	47029.41		632217.03	266499.97	313529.38
TN 67 D 7670 Bus	1030426.70				1030426.70	976816.46	0.15	8041.54	0.00	8041.54		984858.00	45568.70	53610.24
TN 67 F 3586	1283129.35				1283129.35	1151262.67	0.15	19780.00	0.00	19780.00		1171042.67	112086.68	131866.68
TATA Ace-ABT		285428.00			285428.00	0.00	0.15	42814.20	0.00	42814.20		42814.20	242613.80	0.00
Transformer	5718933.00				5718933.00	4295046.26	0.15	213583.01	0.00	213583.01		4508629.27	1210303.73	1423886.74
Water Cooler	64190.00				64190.00	62729.13	0.15	219.13	0.00	219.13		62948.26	1241.74	1460.87
Water Heater	2009.10				2009.10	1965.58	0.40	17.41	0.00	17.41		1982.99	26.11	43.52
Water Treatment Plant	613470.20				613470.20	539275.81	0.40	29677.75	0.00	29677.75		568953.57	44516.63	74194.39
Website Equipment	88372.00				88372.00	63396.64	0.25	6243.84	0.00	6243.84		69640.48	18731.52	24975.36
Weed Cutter Machine	26800.00				26800.00	20045.12	0.15	1013.23	0.00	1013.23		21058.35	5741.65	6754.88
Workshop Equipment	1005699.25				1005699.25	853180.01	0.15	22877.89	0.00	22877.89		876057.89	129641.36	152519.24
#####		310878.00	11400.00	50.00	#####	90707470.19		3029106.73	855.00	3029961.73	0.00	93737431.18	17302995.78	20010728.77

96

M/S SREE SOWDAMBIKA COLLEGE OF ENGINEERING, CHETTIKURICHI
(Unit of Chockalingapuram Devangar Varthegar Sangam, Aruppukkottai)
Balance Sheet as at 31st march, 2022

	Schedule Nos.	As on 31-03-2022 Rs.	As on 31-03-2021 Rs.
LIABILITIES:			
General Fund	1	(6 54 56 508.23)	(5 73 72 841.78)
Sundry Creditors	2	50 59 566.43	23 58 551.65
Other Current Liabilities	3	23 47 020.47	56 08 036.29
Due to Branches	4	9 32 86 925.49	8 49 26 709.03
		<u>3 52 37 004.16</u>	<u>3 55 20 455.19</u>
ASSETS:			
Fixed Assets	5	1,48,95,192.84	1 73 02 995.78
Deposits	6	1,16,200.00	1 16 200.00
Loans and Advances	7	11 793.00	11 793.00
Fees Receivable		1,32,95,604.00	63 13 316.00
Stock of Stationery & Books		1 67 005.91	1 67 005.91
Other Current Assets	8	36 54 055.13	24 72 886.00
Cash with Banks & Cash on hand	9	30 97 153.28	91 36 258.50
		<u>3 52 37 004.16</u>	<u>3 55 20 455.19</u>

[Signature]
PRESIDENT
 24.5.2022

[Signature]
SECRETARY

[Signature]
TREASURER

[Signature]
COMMITTEE MEMBERS

P. SURI & Co
 CHARTERED ACCOUNTANTS
 FSN 0012835
[Signature]
 P. PRASANNA
 Partner
 M.No.226160

[Signature]
A.P. Dhanasekar

UDIN : 22228180A0QDBT5115
 MADURAI
 17/6/22

M/S SREE SOWDAMBIKA COLLEGE OF ENGINEERING, CHETTIKURICHI
 (Unit of Chockalingapuram Devangar Varthagar Sangam, Aruppukkottai)
Income and Expenditure Account for the year ended 31.03.2022

	Schedule Nos.	As on 31-03-2022 Rs.	As on 31-03-2021 Rs.
INCOME:			
Fees Collections	10	1 99 04 025.00	2 20 44 300.00
Interest received	11	75 004.00	56 388.60
Other Income	12	32 87 964.67	31 10 483.40
		<u>2 32 66 993.67</u>	<u>2 52 11 172.00</u>
EXPENDITURE:			
Employee cost	13	1 66 38 152.00	1 88 67 054.00
Repairs and Renewals	14	27 58 720.99	25 07 561.22
Laboratory Maintenance	15	10 654.70	1 170.00
Administrative and Other Expenses	16	93 78 181.64	83 30 372.54
Depreciation		25 64 950.59	30 29 961.73
		<u>3 13 50 659.92</u>	<u>3 27 36 119.49</u>
EXCESS OF EXPENDITURE OVER INCOME transferred to General Fund		<u>80 83 666.25</u>	<u>75 24 947.49</u>

[Signature]
PRESIDENT

24.5.2022

[Signature]
SECRETARY

[Signature]
TREASURER

[Signature]
COMMITTEE MEMBERS

[Signature]

[Signature]
A.P. Dhanasekhar

For SURI & Co
 CHARTERED ACCOUNTANTS
 F.No. 0042833

[Signature]
P. PRASANNA
 Partner
 M.No. 228180

UDIN: 22228180A0QDBT5115

MADURAI

17/6/22

M/S SREE SOWDAMBIKA COLLEGE OF ENGINEERING, CHETTIKURUCHI, ARUPPUKOTTAI
ACCOUNTS FOR THE YEAR ENDED 31.3.2022
SCHEDULES TO BALANCE SHEET

	Rs.
SCHEDULE:1	
GENERAL FUND:	
As per Last Balance Sheet	5 73 72 841.98
ADD: EXCESS OF EXPENDITURE OVER INCOME for the year transferred from Income & Expenditure A/c	80 83 666.25
	6 54 56 508.23
 SCHEDULE:2	
SUNDRY CREDITORS:	
Alumini Association	22 72 582.00
Advance Fees Collected from Students	18 53 812.00
Radian Offset Printers	29 000.00
A.U Exam Remuneration	81 372.80
Endowment	10 805.00
Exam Fees	1 25 467.50
Admission Advance	10 000.00
Misc.Income(Fees payable)	30 779.00
I.S.T.E.Staff Chapter	4 855.00
I.S.T.E.Students Chapter	36 675.00
Degree Certificate Fees	1 17 300.00
Interest - Scholarship	30 215.00
TNEA Online Registration	82 052.28
N.S.S. Activities	1 16 283.25
Revaluation Fees	1 200.00
First Graduate Claim	60 000.00
RK-26 Co - Operative Store	1 75 942.60
Scholarship	5 475.00
Tuition Fees Claim(GOVT)	10 000.00
Veerasundaram.C	5 750.00
	50 59 566.43
 SCHEDULE:3	
Other current liabilities	
Electricity Charges Payable	1 28 629.00
EPF Payable	4 90 067.00
ESI Payable	20 610.00
TDS Payable	7 975.00
Diesel Charges Payable	1 88 987.47
Audit Fees Payable	63 735.00
Salary Payable	14 47 017.00
	23 47 020.47

M/S SREE SOWDAMBIKA COLLEGE OF ENGINEERING, CHETTIKURUCHI, ARUPPUKOTTAI
ACCOUNTS FOR THE YEAR ENDED 31.3.2022
SCHEDULES TO BALANCE SHEET

SCHEDULE:4

RS.

DUE TO BRANCHES:

Sree Sowdambika Convent	14 50 000.00
CDVS	7 90 82 666.30
Sree Sowdambika Nursery & Primary	7 05 428.00
Boys Hostel	80 70 028.93
Girls Hostel	36 20 634.26
CDVS Workshop	3 58 168.00
	<u>9 32 86 925.49</u>

SCHEDULE:6

DEPOSITS:

Aircel Deposit	1 325.00
Coin Telephone Deposit	50.00
Electricity Deposit	93 923.00
Gas Deposit	1 800.00
Telephone Deposit	19 102.00
	<u>1 16 200.00</u>

SCHEDULE:7

LOANS AND ADVANCES:

Festival Advance	11 563.00
Sankar .M.O.A	230.00
	<u>11 793.00</u>

SCHEDULE:8

Other current assets:

IETE EXPENSES	13 335.00
TNEA	4 72 750.00
Tuition Fees Claim (SC)	90 000.00
NSS Corpus Activities	55 990.00
Manoj Admission Agent	25 00 000.00
ZUHRA(Admission Agent)	5 05 000.00
V.Sooriyan	36.13
T.N.S.C.Sci&Tech	2 811.00
Electricity Charges Receivable	4 133.00
Ulektz Learning Solutions Pvt. Ltd.	10 000.00
	<u>36 54 055.13</u>

M/S SREE SOWDAMBIKA COLLEGE OF ENGINEERING, CHETTIKURUCHI, ARUPPUKOTTAI
ACCOUNTS FOR THE YEAR ENDED 31.3.2022
SCHEDULES TO BALANCE SHEET

SCHEDULE:9

Cash with Banks & Cash on hand:

Cash	
Petty cash	
Indian Bank 510129048	42 901.15
Indian Bank 778059765	5 385.00
Indian Overseas Bank 184201000006662	71 901.67
Indian Overseas Bank 184201000018000	24 63 573.23
Indian Overseas Bank -GOVT	27 361.60
State Bank of India 10630589811	28 028.42
State Bank of India 31986903487	8 703.00
TamilNad Mercantile Bank Ltd., 038100050115110	2 53 091.93
TamilNad Mercantile Bank Ltd., 038100050309409	13 870.00
TamilNad Mercantile Bank Ltd., 038150310875344	53 225.20
Union Bank of India 1039	7 658.78
Union Bank of India 1500	65 502.00
Union Bank of India 1501	55 951.30
	<u>30 97 153.28</u>

M/S SREE SOWDAMBIKA COLLEGE OF ENGINEERING, CHETTIKURUCHI, ARUPPUKOTTAI
ACCOUNTS FOR THE YEAR ENDED 31.3.2022
SCHEDULES TO INCOME AND EXPENDITURE ACCOUNT

SCHEDULE:10

Rs.

Fees Collections:

Association Fees Income	1 93 500.00 ✓
Medical Examination Fees Income	1 29 000.00 ✓
Orientation, E Learning, Skill Development Fees	18 03 000.00 ✓
Professional Society	1 30 650.00 ✓
Tuition Fees Income	1 76 47 875.00 ✓
	1 99 04 025.00

SCHEDULE:11

Interest received:

Bank interest	75 004.00 •
	75 004.00

SCHEDULE:12

Other Income:

A.U.Reg.Regis.Adm. Fees Income	- 1 10 050.00 ✓
A.U.Regulation Curricular	- 14 200.00 ✓
A.U.Sports Affiliation Fees Income	25 800.00
Application Form	80 100.00 ✓
Books and Instrument	7 935.00
Bus Fees Income	18 79 450.00 ✓
NSS Corpus Fund	- 355.00 ✓
Miscellaneous Receipt	10 40 754.22 ✓
Profit on sale of Asset	3 66 448.85
Excess Provision Written Back	12 081.60 •
	32 87 964.67

SCHEDULE:13

PAYMENTS TO AND PROVISION FOR EMPLOYEES:

Teaching & Non teaching Staff Salary	1 56 42 928.00
Employees Provident Fund	8 35 950.00
Employees State Insurance	1 59 274.00
	1 66 38 152.00

M/S SREE SOWDAMBIKA COLLEGE OF ENGINEERING, CHETTIKURUCHI, ARUPPUKOTTAI
ACCOUNTS FOR THE YEAR ENDED 31.3.2022
SCHEDULES TO INCOME AND EXPENDITURE ACCOUNT

SCHEDULE:14

Rs.

REPAIRS AND MAINTENANCE:

Building Maintenance	30 349.00
Bus Maintenance	8 01 998.00
Diesel Expenses	13 85 598.99
Electrical Maintenance	1 90 754.00
Bore Well Maintenance A/c.	48 483.00
Battery Maintenance	.00
Garden Maintenance	3 560.00
Generator Maintenance	5 076.00
Land Maintenance	2 72 350.00
Printer Maintenance	440.00
Xerox Machine Maintenance	20 112.00
	<hr/>
	27 58 720.99
	<hr/> <hr/>

SCHEDULE:15

LABORATORY MAINTENANCE:

AC Maintenance	1 600.00
Chemistry Lab Maintenance	6 823.00
Civil Lab Maintenance	1 345.00
Mechanical Lab Main	176.00
Thermal Lab Main	710.70
	<hr/>
	10 654.70
	<hr/> <hr/>

M/S SREE SOWDAMBIKA COLLEGE OF ENGINEERING, CHETTIKURUCHI, ARUPPUKOTTAI
ACCOUNTS FOR THE YEAR ENDED 31.3.2022
SCHEDULES TO INCOME AND EXPENDITURE ACCOUNT

SCHEDULE:16

ADMINISTRATIVE AND OTHER EXPENSES

Advertisement	14 701.00 ✓
Affiliation Fees	1 20 000.00 ✓
Audit Fees	74 357.00 ✓
Bank Charges	2 843.44 ✓
Professional Tax	1 435.00 ✓
Electricity Charges	10 30 204.98 ✓
Insurance	5 34 547.00 ✓
Internet - Browsing Charges	2 36 340.00 ✓
Ncc Expenses	23 354.00 ✓
Loss from SSCE Girls Hostel	7 84 479.18 ✓
Loss from SSCE Boys Hostel	15 21 861.04 ✓
Orientation Expenses	36 156.00 ✓
Postal & Telegraph	5 589.00 ✓
Printing & Stationery	55 083.00 ✓
Refreshment Charges	48 665.00 ✓
Special Fees Concession	13 89 345.00 ✓
Fine Charges	291.00 ✓
Students Fees Concession	13 23 600.00 ✓
Subscription	53 910.00 ✓
Sundry Expenses	16 72 628.00 ✓
Telephone Charges	1 17 209.00 ✓
Tolgate Recharge Expenses	49 740.00 ✓
Travelling Expenses	2 05 913.00 ✓
Welfare Expenses	61 398.00 ✓
YRC	14 532.00 ✓
	93 78 181.64

SREE SOWDAMBIKA COLLEGE OF ENGINEERING, CHETTIKURUCHI, ARUPPUKOTTAI
ACCOUNTS FOR THE YEAR ENDED 31ST MARCH, 2022

SCHEDULE-5

FIXED ASSETS:

Particulars	Cost				DEPRECIATION						W.D.V. as on 3/31/2022	W.D.V. as on 31.03.2021	
	01.04.2021	ADDITIONS		Sale	31.03.2022	Upto 31.03.2021	Rate	DEPRECIATION					
		I Half	II Half					I Half	II Half	Total			
Air Compressor	80 686.00				80 686.00	64 719.69	.15	2 394.95	.00	2 394.95	67 114.64	13 571.36	15 966.31
Air Conditioner	14 09 039.00				14 09 039.00	11 26 518.91	.15	42 378.01	.00	42 378.01	11 68 896.92	2 40 142.08	2 82 520.09
Almirah	1 20 250.00				1 20 250.00	1 12 373.48	.10	787.55	.00	787.55	1 13 161.13	7 088.87	7 876.52
Amplifier	10 920.00				10 920.00	9 776.95	.15	171.46	.00	171.46	9 948.41	971.59	1 143.05
Auditorium	2 55 207.00				2 55 207.00	1 65 373.66	.10	8 983.33	.00	8 983.33	1 74 356.99	80 850.01	89 833.34
Automatic Timer Bell	43 525.00				43 525.00	30 039.11	.15	2 022.88	.00	2 022.88	32 061.99	11 463.01	13 485.89
Battery	22 97 314.00	1 52 000.00	71 500.00	32 800.00	24 88 014.00	15 21 194.41	.15	1 39 217.94	5 362.50	1 44 580.44	16 65 774.85	8 22 239.15	7 76 119.59
Borewell	2 48 256.40				2 48 256.40	2 42 867.83	.15	808.29	.00	808.29	2 43 676.12	4 580.28	5 388.57
Buses	4 90 000.00				4 90 000.00	4 85 299.74	.30	1 410.08	.00	1 410.08	4 86 709.82	3 296.18	4 700.26
Bus Workshop Tools	8 355.00				8 355.00	5 656.02	.15	404.85	.00	404.85	6 060.87	2 294.13	2 698.98
CAD CAM LAB	14 06 250.00				14 06 250.00	9 67 203.42	.15	65 856.99	.00	65 856.99	10 33 060.41	3 73 189.59	4 39 046.58
Camera	92 450.00				92 450.00	62 418.59	.15	4 504.71	.00	4 504.71	66 923.30	25 526.70	30 031.41
Ceiling Fan	10 23 054.00				10 23 054.00	8 51 880.43	.15	25 676.04	.00	25 676.04	8 77 556.47	1 45 497.53	1 71 173.57
Cell Phone	73 980.00				73 980.00	53 941.86	.15	3 005.72	.00	3 005.72	56 947.58	17 032.42	20 038.14
Chemistry Lab.	5 67 009.35				5 67 009.35	5 25 788.71	.15	6 183.10	.00	6 183.10	5 31 971.81	35 037.54	41 220.64
CIVIL Lab	8 52 795.50				8 52 795.50	6 30 529.32	.15	33 339.93	.00	33 339.93	6 63 869.25	1 88 926.25	2 22 266.18
Coin Phone	8 000.00				8 000.00	7 221.39	.15	116.79	.00	116.79	7 338.18	661.82	778.61
Communication Skill Lab	8 52 764.00				8 52 764.00	7 61 510.71	.15	13 687.99	.00	13 687.99	7 75 198.70	77 565.30	91 253.29
Computer	1 33 22 397.30				1 33 22 397.30	1 33 05 794.01	.40	6 641.32	.00	6 641.32	1 33 12 435.33	9 961.97	16 603.29
Computer Lab.	78 18 080.64				78 18 080.64	68 78 509.41	.15	1 40 935.68	.00	1 40 935.68	70 19 445.09	7 98 635.55	9 39 571.23
Computer Lab. Furniture	59 201.15				59 201.15	57 210.13	.10	199.10	.00	199.10	57 409.23	1 791.92	1 991.02
Computers 2 Nos	1.00				1.00		.00	.00	.00	.00	.00	.00	.00
Concrete and Highway Engineering Lab	12 18 343.00				12 18 343.00	8 82 597.32	.15	50 361.85	.00	50 361.85	9 32 959.17	2 85 383.83	3 35 745.68
Cycle	1 805.00				1 805.00	1 761.18	.15	6.57	.00	6.57	1 767.75	37.25	43.82
DSP Lab.	9 18 751.00				9 18 751.00	8 07 407.47	.15	16 701.53	.00	16 701.53	8 24 109.00	94 642.00	1 11 343.53
DIGITAL SIGNAL PROC	1 64 339.00				1 64 339.00	1 19 558.18	.15	6 717.12	.00	6 717.12	1 26 275.30	38 063.70	44 780.82
DVD Writer	1.00				1.00	.48	.15	.08	.00	.08	.56	.44	.52
Dynamic Lab	4 80 438.00				4 80 438.00	3 59 341.85	.15	18 164.42	.00	18 164.42	3 77 506.27	1 02 931.73	1 21 096.15
TN 45 P 7786	2 08 886.60				2 08 886.60	1 95 795.68	.15	1 963.65	.00	1 963.65	1 97 759.33	11 127.27	13 091.02
EDC Lab.	18 81 634.50				18 81 634.50	16 52 973.65	.15	34 299.13	.00	34 299.13	16 87 272.78	1 94 361.72	2 28 660.85
Edusat Lab. Equipment /	2 31 035.49				2 31 035.49	2 02 125.81	.15	4 336.45	.00	4 336.45	2 06 462.26	24 573.23	28 909.68
EIE Lab	9 44 188.00				9 44 188.00	6 86 506.53	.15	38 652.22	.00	38 652.22	7 25 158.75	2 19 029.25	2 57 681.47
Electrical Lab.	26 50 365.15				26 50 365.15	25 34 328.40	.15	17 405.51	.00	17 405.51	25 51 733.91	98 631.24	1 16 036.75
Electric Circuit Lab	1 81 241.00				1 81 241.00	1 67 569.69	.15	2 050.70	.00	2 050.70	1 69 620.39	11 620.61	13 671.31
Electric Fittings	11 30 498.43				11 30 498.43	10 36 977.44	.10	9 352.10	.00	9 352.10	10 46 329.54	84 168.89	93 520.99
Electric Machine Lab	1 59 327.00				1 59 327.00	1 48 979.13	.15	1 552.18	.00	1 552.18	1 50 531.31	8 795.69	10 347.87
Electric Panel Board	2 65 485.00				2 65 485.00	2 58 980.94	.10	650.41	.00	650.41	2 59 631.35	5 853.65	6 504.06

Particulars	Cost	ADDITIONS		Sale	Cost	Upto	Rate			Total	Upto	W.D.V. as on	W.D.V. as on
	01.04.2021	I Half	II Half		31.03.2022	31.03.2021		I Half	II Half		31.03.2022	3/31/2022	31.03.2021
Electric Post	59 278.00				59 278.00	57 333.12	.10	194.49	.00	194.49	57 527.61	1 750.39	1 944.88
Electronic System													
Designing Lab	66 129.00				66 129.00	53 109.95	.15	1 952.86	.00	1 952.86	55 062.81	11 066.19	13 019.05
English Department	62 683.00				62 683.00	56 569.04	.15	917.09	.00	917.09	57 486.13	5 196.87	6 113.96
Environmental Lab	1 41 521.00				1 41 521.00	99 387.48	.15	6 320.03	.00	6 320.03	1 05 707.51	35 813.49	42 133.52
EPAPAX ACCOUNT	4 49 329.50				4 49 329.50	3 50 676.98	.15	14 797.88	.00	14 797.88	3 65 474.86	83 854.64	98 652.52
Fire Extinguish - A	1 28 181.00				1 28 181.00	1 04 412.22	.15	3 565.32	.00	3 565.32	1 07 977.54	20 203.46	23 768.78
Fluid Machine Lab	10 09 303.00				10 09 303.00	8 10 596.12	.15	29 805.91	.00	29 805.91	8 40 402.03	1 68 900.97	1 98 706.08
Furniture & Books	2.00				2.00	.69	.10	.13	.00	.13	.82	1.18	1.31
Furniture & Fittings	96 58 315.57				96 58 315.57	73 02 635.50	.10	2 35 568.01	.00	2 35 568.01	75 38 203.51	21 20 112.06	23 55 680.07
Garden Materials-A	2 650.00				2 650.00	1 296.77	.15	207.48	.00	207.48	1 474.25	1 175.75	1 383.23
Generator	37 26 338.00				37 26 338.00	29 95 039.71	.15	1 09 694.74	.00	1 09 694.74	31 04 734.45	6 21 603.55	7 31 298.29
Heavy Duty Printer	68 851.00				68 851.00	55 521.31	.15	1 999.45	.00	1 999.45	57 520.76	11 330.24	13 329.69
Hydraulic Lab	2 48 357.00				2 48 357.00	1 95 147.78	.15	7 981.38	.00	7 981.38	2 03 129.16	45 227.84	53 209.22
Innova Car (TN 67AF 344	15 75 142.00				15 75 142.00	12 37 674.75	.15	50 620.09	.00	50 620.09	12 88 294.84	2 86 847.16	3 37 467.25
Intercom	2 04 984.70				2 04 984.70	1 88 772.81	.15	2 431.78	.00	2 431.78	1 91 204.59	13 780.11	16 211.89
IT Lab Equipment	40 15 935.00				40 15 935.00	35 95 051.59	.15	63 132.51	.00	63 132.51	36 58 184.10	3 57 750.90	4 20 883.41
Ladder	2 650.00				2 650.00	1 022.57	.15	244.11	.00	244.11	1 266.68	1 383.32	1 627.43
LCD Projector	6 11 027.00				6 11 027.00	4 93 267.10	.15	17 663.98	.00	17 663.98	5 10 931.08	1 00 095.92	1 17 759.90
Library Automation	45 750.00				45 750.00	42 515.13	.15	485.17	.00	485.17	43 000.30	2 749.70	3 234.47
Library Books	55 36 526.30				55 36 526.30	53 11 025.33	.40	90 200.39	.00	90 200.39	54 01 225.72	1 35 300.58	2 25 500.97
Library Books - CSE	6 526.00				6 526.00	6 526.00	.40	.00	.00	.00	6 526.00	.00	.00
Library Books IT	2 796.50				2 796.50	2 796.50	.40	.00	.00	.00	2 796.50	.00	.00
Library Department Mach	73 186.00				73 186.00	66 611.10	.15	986.23	.00	986.23	67 597.33	5 588.67	6 574.90
Manufacturing Tech Lab	1 69 835.00				1 69 835.00	1 14 663.64	.15	8 275.70	.00	8 275.70	1 22 939.34	46 895.66	55 171.36
Maths Lab.	895.50				895.50	879.16	.15	2.45	.00	2.45	881.61	13.89	16.34
Measurement Con. Lab	3 17 533.00				3 17 533.00	2 97 633.14	.15	2 984.98	.00	2 984.98	3 00 618.12	16 914.88	19 899.86
Mechanical Lab	35 79 129.50				35 79 129.50	28 31 492.88	.15	1 12 145.49	.00	1 12 145.49	29 43 638.37	6 35 491.13	7 47 636.62
Mechanics Lab	5 91 267.00				5 91 267.00	4 11 847.55	.15	26 912.92	.00	26 912.92	4 38 760.47	1 52 506.53	1 79 419.45
Metrology Lab	5 45 056.00				5 45 056.00	4 07 672.54	.15	20 607.52	.00	20 607.52	4 28 280.06	1 16 775.94	1 37 383.46
Microvave Oven	4 700.00				4 700.00	3 419.29	.15	192.11	.00	192.11	3 611.40	1 088.60	1 280.71
Motor Pumps	10 340.00				10 340.00	10 152.32	.15	28.15	.00	28.15	10 180.47	159.53	187.68
MP Lab.	12 00 888.00				12 00 888.00	10 80 788.34	.15	18 014.95	.00	18 014.95	10 98 803.29	1 02 084.71	1 20 099.66
Musical Instruments	70 481.00				70 481.00	52 414.42	.15	2 710.03	.00	2 710.03	55 124.45	15 356.55	18 066.88
Neon Light Board Equip.	2 62 278.05				2 62 278.05	2 21 488.07	.15	6 118.50	.00	6 118.50	2 27 606.57	34 671.48	40 789.98
Office Equipment	11 84 300.50				11 84 300.50	9 83 644.15	.15	30 098.45	.00	30 098.45	10 13 742.60	1 70 557.90	2 00 656.35
Panel Board	10 24 742.00				10 24 742.00	8 10 580.53	.15	32 124.22	.00	32 124.22	8 42 704.75	1 82 037.25	2 14 161.47
Partition Work	12 91 021.70				12 91 021.70	11 75 848.98	.15	17 275.91	.00	17 275.91	11 93 124.89	97 896.81	1 15 172.72
PA System	23 450.30				23 450.30	22 531.67	.15	137.80	.00	137.80	22 669.47	780.83	918.63
Physics Lab.	4 27 399.93				4 27 399.93	3 99 807.37	.15	4 138.88	.00	4 138.88	4 03 946.25	23 453.68	27 592.56
Placement Department	3 537.00				3 537.00	3 361.47	.15	26.33	.00	26.33	3 387.80	149.20	175.53
Play Ground	3 540.00				3 540.00	3 385.11	.15	23.23	.00	23.23	3 408.34	131.66	154.89
Power Electronic Lab.	4 99 027.50				4 99 027.50	4 70 134.92	.15	4 333.89	.00	4 333.89	4 74 468.81	24 558.69	28 892.58
Refridgerator	12 450.00				12 450.00	9 057.50	.15	508.88	.00	508.88	9 566.38	2 883.62	3 392.50
Sewage Water													
Treatment Plant	8 39 154.00				8 39 154.00	6 74 891.59	.15	24 639.36	.00	24 639.36	6 99 530.95	1 39 623.05	1 64 262.41

Particulars	Cost	ADDITIONS		Sale	Cost	Upto	Rate			Upto	W.D.V. as on	W.D.V. as on	
	01.04.2021	I Half	II Half		31.03.2022	31.03.2021		I Half	II Half	Total	31.03.2022	3/31/2022	31.03.2021
S & H Lab	83 100.00				83 100.00	53 964.21	.15	4 370.37	.00	4 370.37	58 334.58	24 765.42	29 135.79
Simulation Lab	9 73 271.05				9 73 271.05	9 21 687.73	.15	7 737.50	.00	7 737.50	9 29 425.23	43 845.82	51 583.32
Soil Lab	5 64 834.00				5 64 834.00	4 33 601.16	.15	19 684.93	.00	19 684.93	4 53 286.09	1 11 547.91	1 31 232.84
Solar Wind Power	29 69 704.00				29 69 704.00	21 60 487.80	.15	1 21 382.43	.00	1 21 382.43	22 81 870.23	6 87 833.77	8 09 216.20
Sports Goods	9 68 268.25				9 68 268.25	6 75 579.21	.15	43 903.36	.00	43 903.36	7 19 482.57	2 48 785.68	2 92 689.04
Stablizer	27 340.00				27 340.00	22 757.66	.15	687.35	.00	687.35	23 445.01	3 894.99	4 582.34
Strength of Materials Lab	15 01 966.00				15 01 966.00	11 80 034.08	.15	48 289.79	.00	48 289.79	12 28 323.87	2 73 642.13	3 21 931.92
Survey Lab - A (Civil)	4 65 790.00				4 65 790.00	3 69 814.21	.15	14 396.37	.00	14 396.37	3 84 210.58	81 579.42	95 975.79
Telecommunication Lab	3 72 798.00				3 72 798.00	3 55 045.51	.15	2 662.87	.00	2 662.87	3 57 708.38	15 089.62	17 752.49
Thermal Lab	11 33 625.00				11 33 625.00	8 60 563.61	.15	40 959.21	.00	40 959.21	9 01 522.82	2 32 102.18	2 73 061.39
TN 67 AA 2304	14 65 748.00				14 65 748.00	12 72 894.37	.15	28 928.04	.00	28 928.04	13 01 822.41	1 63 925.59	1 92 853.63
TN 67 AC 7161	12 11 572.00				12 11 572.00	9 90 934.24	.15	33 095.66	.00	33 095.66	10 24 029.90	1 87 542.10	2 20 637.76
TN 67 AC 7920	12 65 172.00				12 65 172.00	10 34 773.09	.15	34 559.84	.00	34 559.84	10 69 332.93	1 95 839.07	2 30 398.91
Tn 67 AD 7853 (TVS XL)	30 780.00				30 780.00	24 720.88	.15	908.99	.00	908.99	25 629.87	5 150.13	6 059.92
TN 67 AE 0865	19 57 849.00				19 57 849.00	15 63 219.50	.15	59 194.42	.00	59 194.42	16 22 413.92	3 35 435.08	3 94 629.50
TN 67 AE - 3530 - Tata A	3 42 810.00				3 42 810.00	2 69 728.66	.15	10 962.20	.00	10 962.20	2 80 690.12	62 119.88	73 081.34
TN 67 AE - 3565	12 36 499.00				12 36 499.00	9 71 707.02	.15	39 718.80	.00	39 718.80	10 11 425.82	2 25 073.18	2 64 791.98
TN 67 AH 4896	19 19 765.00				19 19 765.00	14 35 880.96	.15	72 582.61	.00	72 582.61	15 08 463.57	4 11 301.43	4 83 884.04
TN 67 BZ 2170 - TATA-G	8 98 717.00				8 98 717.00	6 32 217.03	.15	39 975.00	.00	39 975.00	6 72 192.03	2 26 524.97	2 66 499.07
TN 67 D 7670 Bus	10 30 426.70				10 30 426.70	9 84 858.00	.15	6 835.30	.00	6 835.30	9 91 693.30	38 733.40	45 568.70
TN 67 F 3586	12 83 129.35				12 83 129.35	11 71 042.67	.15	16 813.00	.00	16 813.00	11 87 855.67	95 273.68	1 12 086.68
TATA Ace-ABT	2 85 428.00				2 85 428.00	42 814.20	.15	36 392.07	.00	36 392.07	79 206.27	2 06 221.73	2 42 613.80
Transformer	57 18 933.00				57 18 933.00	45 08 629.27	.15	1 81 545.56	.00	1 81 545.56	46 90 174.83	10 28 758.17	12 10 303.73
Water Cooler	64 190.00				64 190.00	62 948.36	.15	186.26	.00	186.26	63 134.52	1 055.48	1 241.74
Water Heater	2 009.10				2 009.10	1 982.99	.40	10.44	.00	10.44	1 993.43	15.67	26.11
Water Treatment Plant	6 13 470.20				6 13 470.20	5 68 953.57	.40	17 806.65	.00	17 806.65	5 86 760.22	26 709.98	44 516.63
Website Equipment	88 372.00				88 372.00	69 640.48	.25	4 682.88	.00	4 682.88	74 323.36	14 048.64	18 731.52
Weed Cutter Machine	26 800.00				26 800.00	21 058.35	.15	861.25	.00	861.25	21 919.60	4 880.40	5 741.65
Workshop Equipment	10 05 699.25				10 05 699.25	8 76 057.89	.15	19 446.35	.00	19 446.35	8 95 504.24	1 10 195.01	1 29 042.36
	11 07 40 426.96	1 52 000.00	71 500.00	32 800.00	11 09 31 126.96	9 34 70 982.33		25 59 589.03	5 362.50	25 64 950.65	9 60 35 933.12	1 48 95 192.84	1 72 69 444.64

M/S SREE SOWDAMBIKA COLLEGE OF ENGINEERING, CHETTIKURICHI
(Unit of Chockalingapuram Devangar Varthagar Sangam, Aruppukkottai)
Income and Expenditure Account for the year ended 31.03.2023

	Schedule Nos.	As on 31-03-2023 Rs.	As on 31-03-2022 Rs.
INCOME:			
Fees Collections	10	2 38 98 350.00	1 99 04 025.00
Interest received	11	44 402.00	75 004.00
Other Fees Collections	12	28 33 491.00	18 68 680.00
Other Income	13	19 47 626.04	14 19 284.67
		<u>2 87 23 869.04</u>	<u>2 32 66 993.67</u>
EXPENDITURE:			
Employee cost	14	1 79 66 733.00	1 66 38 152.00
Repairs and Renewals	15	52 27 146.72	27 58 720.99
Laboratory Maintenance	16	2 950.00	10 654.70
Administrative and Other Expenses	17	81 24 597.35	93 78 181.64
Depreciation		25 48 525.35	25 64 950.59
		<u>3 38 69 952.42</u>	<u>3 13 50 659.92</u>
EXCESS OF EXPENDITURE OVER INCOME transferred to General Fund		<u>51 46 083.38</u>	<u>80 83 666.25</u>

[Signature]
PRESIDENT

[Signature]
SECRETARY

[Signature]
TREASURER

[Signature]
COMMITTEE MEMBERS
[Signature]
[Signature]

22.09.2023



For SURI & Co
 CHARTERED ACCOUNTANTS
 FRN 004283S

[Signature]
 P. PRASANNA
 Partner
 M.No.228180

UDIN : 232281803GRSHX6234

M/S SREE SOWDAMBIKA COLLEGE OF ENGINEERING, CHETTIKURICHI
(Unit of Chockalingapuram Devangar Varthagar Sangam, Aruppukkottai)
Balance Sheet as at 31st march, 2023

	Schedule Nos.	As on 31-03-2023 Rs.	As on 31-03-2022 Rs.
LIABILITIES:			
General Fund	1	(7 06 02 591.41)	(6 54 56 508.23)
Sundry Creditors	2	26 29 893.85	50 59 566.43
Other Current Liabilities	3	8 76 980.82	23 47 020.47
Due to Branches	4	9 53 06 307.25	9 32 86 925.49
		<u>2 82 10 590.51</u>	<u>3 52 37 004.16</u>
ASSETS:			
Fixed Assets	5	12,383,031.93	1 48 95 192.84
Deposits	6	161,917.00	1 16 200.00
Loans and Advances	7	31 00 485.20	11 793.00
Fees Receivable		9,468,446.00	1 32 95 604.00
Stock of Stationery & Books		.00	1 67 005.91
Other Current Assets	8	.00	36 54 055.13
Cash with Banks & Cash on hand	9	30 96 710.38	30 97 153.28
		<u>2 82 10 590.51</u>	<u>3 52 37 004.16</u>

AK
PRESIDENT
 22.09.2023

QGM
SECRETARY

PS
TREASURER

S. Prasan
COMMITTEE MEMBERS
A.R. Pranna Reddy
A.K.
A.S. Prasan
A.S.



For SURI & Co
 CHARTERED ACCOUNTANTS
 TRN 004283S

P. Prasan
P. PRASANNA
 Partner
 M.No.228180

UDIN : 23228180 BGRSH*6234

M/S SREE SOWDAMBIKA COLLEGE OF ENGINEERING, CHETTIKURUCHI, ARUPPUKOTTAI
ACCOUNTS FOR THE YEAR ENDED 31.3.2023
SCHEDULES TO BALANCE SHEET

SCHEDULE:1

Rs.

GENERAL FUND:

As per Last Balance Sheet	6 54 56 508.03
ADD: EXCESS OF EXPENDITURE OVER INCOME for the year transferred from Income & Expenditure A/c	51 46 083.38
	<hr/> <hr/> 7 06 02 591.41

SCHEDULE:2

SUNDRY CREDITORS:

Alumini Association	22 72 582.00
Advance Fees Collected from Students	6 450.00
Endowment	10 805.00
Admission Advance	10 000.00
N.S.S. Activities	94 114.25
First Graduate Claim	60 000.00
RK-26 Co - Operative Store	1 75 942.60
	<hr/> <hr/> 26 29 893.85

SCHEDULE:3

Other current liabilities

EPF Payable	3 06 025.00
ESI Payable	21 437.00
Electricity Charges Payable	2 54 700.82
Diesel Charges Payable	2 94 818.00
	<hr/> <hr/> 8 76 980.82

M/S SREE SOWDAMBIKA COLLEGE OF ENGINEERING, CHETTIKURUCHI, ARUPPUKOTTAI
ACCOUNTS FOR THE YEAR ENDED 31.3.2023
SCHEDULES TO BALANCE SHEET

SCHEDULE:4

RS.

DUE TO BRANCHES:

Sree Sowdambika Convent	14 50 000.00
CDVS	8 14 48 444.30
Sree Sowdambika Nursery & Primary	7 05 428.00
Boys Hostel	76 93 895.59
Girls Hostel	36 69 106.36
CDVS Workshop	3 39 433.00
	9 53 06 307.25
	9 53 06 307.25

SCHEDULE:6

DEPOSITS:

Aircel Deposit	1 325.00
Coin Telephone Deposit	50.00
Electricity Deposit	1 39 640.00
Gas Deposit	1 800.00
Telephone Deposit	19 102.00
	1 61 917.00
	1 61 917.00

SCHEDULE:7

LOANS AND ADVANCES:

TNEA online Registration	4 27 750.00
Manoj Admission Agent	15 00 000.00
ZUHRA(Admission Agent)	5 05 000.00
Advance	12 250.00
Francis Packiyaraj(Hotelmanagement)	24 000.00
Madhavan.M(Hotelmanagement)	38 500.00
Crystal Delta Company	30 822.00
A.U.Exam Remuneration	7 707.20
Tuition Fees Claim(GOVT)	2 54 456.00
Tuition Fees Claim(SC)	3 00 000.00
	31 00 485.20
	31 00 485.20

SCHEDULE:8

Other current assets:

M/S SREE SOWDAMBIKA COLLEGE OF ENGINEERING, CHETTIKURUCHI, ARUPPUKOTTAI
ACCOUNTS FOR THE YEAR ENDED 31.3.2023
SCHEDULES TO BALANCE SHEET

SCHEDULE:9

Cash with Banks & Cash on hand:

Cash	43 494.15
Petty cash	5 485.00
Indian Bank 510129048	22 429.57
Indian Bank 778059765	8 14 293.43
Indian Overseas Bank 184201000006662	2 58 883.80
Indian Overseas Bank 184201000018000	28 411.42
Indian Overseas Bank -GOVT	8 482.00
State Bank of India 10630589811	12 01 857.45
State Bank of India 31986903487	13 089.00
TamilNad Mercantile Bank Ltd., 038100050115110	5 89 015.48
TamilNad Mercantile Bank Ltd., 038100050309409	7 658.78
TamilNad Mercantile Bank Ltd., 038150310875344	66 899.00
Union Bank of India 1039	36 711.30
Union Bank of India 1500	
Union Bank of India 1501	
	<u>30 96 710.38</u>

M/S SREE SOWDAMBIKA COLLEGE OF ENGINEERING, CHETTIKURUCHI, ARUPPUKOTTAI
ACCOUNTS FOR THE YEAR ENDED 31.3.2023
SCHEDULES TO INCOME AND EXPENDITURE ACCOUNT

SCHEDULE:10

Fees Collections:

Tuition Fees Income

2 38 98 350.00
2 38 98 350.00

SCHEDULE:11

Interest received:

Bank interest

44 402.00

44 402.00

SCHEDULE:12

Other Fees Collection

A.U.Reg.Regis.Adm. Fees Income

- 1 66 375.00

Fine Charges

9 206.00

Bonafide Charges

1 250.00

Books and Instrument

62 310.00

Bus Fees Income

28 32 400.00

Application Form

92 700.00

Other Fees

2 000.00

28 33 491.00

SCHEDULE :13

Testing Charges Received

7 040.00

Miscellaneous Receipt

19 40 586.04

19 47 626.04

SCHEDULE:14

PAYMENTS TO AND PROVISION FOR EMPLOYEES:

Teaching & Non teaching Staff Salary

1 70 16 680.00

Employees Provident Fund

7 46 537.00

Employees State Insurance

2 03 516.00

1 79 66 733.00

M/S SREE SOWDAMBIKA COLLEGE OF ENGINEERING, CHETTIKURUCHI, ARUPPUKOTTAI
ACCOUNTS FOR THE YEAR ENDED 31.3.2023
SCHEDULES TO INCOME AND EXPENDITURE ACCOUNT

SCHEDULE: 1 5

REPAIRS AND MAINTENANCE:

	Rs.
Building Maintenance	4 12 799.00
Bus Maintenance	9 69 645.40
Diesel Expenses	33 87 780.32
Electrical Maintenance	4 124.00
Bore Well Maintenance A/c.	11 483.00
Professional Tax paid	15 840.00
Sewage Treatment Plant Maintenance	4 768.00
Generator Maintenance	.00
Land Maintenance	3 90 950.00
Printer Maintenance	.00
Xerox Machine Maintenance	29 757.00

52 27 146.72

SCHEDULE: 1 6

LABORATORY MAINTENANCE:

AC Maintenance	.00
Chemistry Lab Maintenance	.00
Civil Lab Maintenance	2 400.00
Mechanical Lab Main	550.00
Thermal Lab Main	.00

2 950.00

M/S SREE SOWDAMBIKA COLLEGE OF ENGINEERING, CHETTIKURUCHI, ARUPPUKOTTAI
ACCOUNTS FOR THE YEAR ENDED 31.3.2023
SCHEDULES TO INCOME AND EXPENDITURE ACCOUNT

SCHEDULE:1 7

ADMINISTRATIVE AND OTHER EXPENSES

Advertisement	5 711.00
Affiliation Fees	80 000.00
Audit Fees	74 357.00
Bank Charges	10 599.94
AICTE Expenses	50 000.00
Professional Tax	.00
Electricity Charges	20 05 766.50
Insurance	2 96 478.00
Internet - Browsing Charges	2 36 000.00
Ncc Expenses	27 090.00
Loss from SSCE Girls Hostel	76 955.86
Loss from SSCE Boys Hostel	2 47 485.62
Orientation Expenses	.00
Postal & Telegraph	3 487.00
Printing & Stationery	1 30 954.00
Refreshment Charges	60 224.00
Special Fees Concession	14 19 675.00
Function Expenses	1 09 190.00
Sports Expenses	6 992.00
Students Fees Concession	.00
Subscription	10 000.00
Sundry Expenses	26 82 687.67
Telephone Charges	1 17 015.00
Tolgate Recharge Expenses	91 382.76
Travelling Expenses	3 01 191.00
Welfare Expenses	81 355.00
YRC	.00
	81 24 597.35

SREE SOWDAMIKA COLLEGE OF ENGINEERING, CHETTIKURICHI, ARUPPUKOTTAI
 ACCOUNTS FOR THE YEAR ENDED 31ST MARCH, 2023
 SCHEDULE-5
 FIXED ASSETS:

Particulars	Cost		ADDITIONS		Rate		DEPRECIATION		W.D.V. as on	
	01.04.2022	I Half	I Half	II Half	Upto	II Half	Total	Upto	31.03.2022	31.03.2021
	31.03.2022	31.03.2022	31.03.2022	31.03.2022	31.03.2022	31.03.2022	31.03.2022	31.03.2022	31.03.2022	31.03.2021
80 686.00	80 686.00	.15	2 394.95	.00	2 394.95	69 509.59	11 176.41	15 966.31		
14 09 039.00	14 09 039.00	.15	42 378.01	.00	42 378.01	12 11 274.63	1 97 764.37	2 82 520.09		
1 20 250.00	1 20 250.00	.10	787.65	.00	787.65	1 13 949.08	6 300.92	7 876.52		
10 920.00	10 920.00	.15	171.46	.00	171.46	10 120.27	799.73	1 143.95		
2 55 207.00	2 55 207.00	.10	8 983.33	.00	8 983.33	1 83 340.32	71 896.68	89 833.34		
43 525.00	43 525.00	.15	2 022.88	.00	2 022.88	34 084.87	9 440.13	13 485.89		
24 88 014.00	24 88 014.00	.15	1 20 737.94	.00	1 20 737.94	17 86 932.79	7 35 481.21	7 76 119.59		
2 48 256.40	2 48 256.40	.15	808.29	.00	808.29	2 44 484.41	3 771.99	5 388.57		
4 90 000.00	4 90 000.00	.30	1 410.08	.00	1 410.08	4 88 119.90	1 880.10	4 700.26		
8 355.00	8 355.00	.15	404.85	.00	404.85	6 465.72	1 889.28	2 698.98		
14 06 250.00	14 06 250.00	.15	63 856.99	.00	63 856.99	10 98 917.40	3 07 332.60	4 39 046.58		
92 450.00	92 450.00	.15	4 504.71	.00	4 504.71	71 428.01	21 021.99	30 031.41		
10 23 054.00	10 23 054.00	.15	25 676.04	.00	25 676.04	9 03 232.51	1 19 821.49	1 71 173.57		
73 980.00	73 980.00	.15	3 005.72	.00	3 005.72	59 953.30	14 026.70	20 038.14		
5 67 009.35	5 67 009.35	.15	6 183.10	.00	6 183.10	5 38 154.91	28 854.44	41 220.64		
8 52 795.50	8 52 795.50	.15	33 339.93	.00	33 339.93	6 97 209.18	1 55 586.32	2 22 266.18		
8 000.00	8 000.00	.15	116.79	.00	116.79	7 454.97	545.03	778.61		
8 52 764.00	8 52 764.00	.15	13 687.99	.00	13 687.99	7 88 886.69	63 877.31	91 253.29		
1 33 22 397.30	1 33 22 397.30	.40	6 641.32	.00	6 641.32	1 33 19 076.65	3 320.65	16 603.29		
78 18 080.64	78 18 080.64	.15	1 40 935.68	.00	1 40 935.68	71 60 380.77	6 57 699.87	9 39 571.23		
59 201.15	59 201.15	.10	199.10	.00	199.10	57 608.33	1 592.82	1 991.02		
1.00	1.00	.00	.00	.00	.00	.00	.00	.00		
12 18 343.00	12 18 343.00	.15	50 361.85	.00	50 361.85	9 83 321.02	2 35 021.98	3 35 745.68		
1 805.00	1 805.00	.15	6.57	.00	6.57	1 774.32	30.68	43.82		
9 18 751.00	9 18 751.00	.15	16 701.53	.00	16 701.53	8 40 810.53	77 940.47	1 11 343.53		
1 64 339.00	1 64 339.00	.15	6 717.12	.00	6 717.12	1 32 992.42	31 346.58	44 780.32		
1.00	1.00	.48	.08	.00	.08	.56	.44	.52		
4 80 438.00	4 80 438.00	.15	18 164.42	.00	18 164.42	3 95 670.69	84 767.31	1 21 096.15		
2 08 886.60	2 08 886.60	.15	1 963.65	.00	1 963.65	1 99 722.98	9 163.62	13 091.02		
18 81 634.50	18 81 634.50	.15	34 299.13	.00	34 299.13	17 21 571.91	1 60 052.59	2 28 600.85		
2 31 035.49	2 31 035.49	.15	4 336.45	.00	4 336.45	2 10 788.71	20 236.78	28 909.68		
9 44 188.00	9 44 188.00	.15	38 652.22	.00	38 652.22	7 63 810.97	1 80 377.03	2 57 681.47		
26 50 365.15	26 50 365.15	.15	17 405.51	.00	17 405.51	25 69 139.42	81 225.73	1 16 036.75		
1 81 241.00	1 81 241.00	.15	2 050.70	.00	2 050.70	1 71 671.09	9 569.91	13 671.31		
11 30 498.43	11 30 498.43	.15	9 352.10	.00	9 352.10	10 52 681.64	74 816.79	93 320.99		
1 59 327.00	1 59 327.00	.15	1 552.18	.00	1 552.18	1 52 083.49	7 243.51	10 347.87		
2 65 485.00	2 65 485.00	.10	650.41	.00	650.41	2 60 281.76	520.24	6 504.06		

Particulars	Cost		ADDITIONS		Rate	Upto 31.03.2022	Upto 31.03.2023	Total	Upto 31.03.2023	W.D.V. as on 31-03-2022	W.D.V. as on 31.03.2021
	01.04.2022	31.03.2023	I Half	II Half							
	Cost	Sale	I Half	II Half							
Simulation Lab.	9 73 271.05				.15	9 29 425.23	7 737.50	7 737.50	9 37 162.73	36 108.32	51 583.32
Soil Lab	5 64 834.00				.15	4 53 286.09	19 684.93	19 684.93	4 72 971.02	91 862.98	1 31 232.84
Solar Wind Power	29 69 704.00				.15	22 81 870.23	1 21 382.43	1 21 382.43	24 03 252.66	5 66 451.34	8 09 216.20
Sports Goods	9 68 268.25				.15	7 19 482.57	43 903.36	43 903.36	7 63 385.93	2 04 882.32	2 92 689.04
Stabilizer	27 340.00				.15	23 445.01	687.35	687.35	24 132.36	3 207.64	4 582.34
Strength of Materials Lab	15 01 966.00				.15	12 28 323.87	48 289.79	48 289.79	12 76 613.66	2 25 352.34	3 21 931.92
Survey Lab - A (Civil)	4 65 790.00				.15	3 84 210.58	14 396.37	14 396.37	3 98 606.95	67 183.05	95 975.79
Telecommunication Lab	3 72 798.00				.15	3 57 708.38	2 662.87	2 662.87	3 60 371.25	12 426.75	17 752.49
Thermal Lab	11 33 625.00				.15	9 01 522.82	40 959.21	40 959.21	9 42 482.03	1 91 142.97	2 73 061.39
TN 5897786	300000.00	300000.00				266448.85	1963.55	1963.55	2 68 412.50	00	00
TN 67 AA 2304	14 65 748.00				.15	13 01 822.41	28 928.04	28 928.04	13 30 750.45	1 34 997.35	1 92 853.63
TN 67 AC 7161	12 11 572.00				.15	10 84 029.90	33 095.66	33 095.66	10 57 125.56	1 54 446.44	2 20 637.76
TN 67 AC 7920	12 65 172.00				.15	10 59 332.93	34 559.84	34 559.84	11 03 892.77	1 61 279.23	2 30 398.91
Tn 67 AD 7853 (TVS XL)	30 780.00				.15	25 629.87	908.99	908.99	26 538.86	4 241.14	6 059.92
TN 67 AE 0865	19 57 849.00				.15	16 22 413.92	59 194.42	59 194.42	16 81 608.34	2 76 240.66	3 94 629.50
TN 67 AD - 3530 - Tania AC	3 42 810.00				.15	2 80 690.12	10 962.20	10 962.20	2 91 651.58	51 158.42	73 081.34
TN 67 AE - 3565	12 36 499.00				.15	12 35 499.00	39 718.80	39 718.80	10 51 144.62	1 85 354.38	2 64 791.98
TN 67 AH 4896	19 19 765.00				.15	10 11 425.82	39 718.80	39 718.80	15 81 046.18	3 38 718.52	4 83 884.04
TN 67 EG 2170 -TATA-Gold	8 98 717.00				.15	7 2 582.61	72 582.61	72 582.61	7 12 167.03	1 86 549.97	2 66 499.97
TN 67 D 7670 Bus	10 30 426.70				.15	6 72 192.03	39 975.00	39 975.00	9 98 528.60	31 898.10	45 568.70
TN 67 F 3586	12 83 129.35				.15	9 91 693.30	6 835.30	6 835.30	10 30 426.70	12 04 668.67	1 12 086.68
TATA Acc-ABT	2 51 876.85	33 551.15			.15	11 87 855.67	16 813.00	16 813.00	12 04 668.67	1 64 796.99	2 42 613.80
Transformer	57 18 933.00				.15	46 90 174.83	1 81 545.55	1 81 545.55	48 71 720.39	8 47 212.61	12 10 303.73
Water Cooler	64 190.00				.15	63 134.52	186.26	186.26	63 320.78	869.22	1 241.74
Water Heater	2 009.10				.40	1 993.43	10.44	10.44	2 003.87	5.23	26.11
Water Treatment Plant	6 13 470.20				.40	5 86 760.22	17 806.65	17 806.65	6 04 566.87	8 903.33	44 516.63
Website Equipment	88 372.00				.25	74 323.36	4 682.88	4 682.88	79 006.24	9 365.76	18 731.52
Weed Cutter Machine	26 800.00				.15	21 919.60	861.25	861.25	22 780.85	4 019.15	5 741.65
Workshop Equipment	10 05 699.25				.15	8 95 504.24	19 445.47	19 445.47	9 14 950.59	90 748.66	1 29 642.35
	11 11 97 575.81	62 351.15	5 600.00	3 00 000.00		9 63 02 382.27	25 48 105.35	25 48 105.35	420.00	25 48 524.47	9 88 50 906.88
										1 23 83 030.58	1 72 69 444.64

M/S SREE SOWDAMBIKA COLLEGE OF ENGINEERING, CHETTIKURICHI
 (Unit of Chockalingapuram Devangar Varthagar Sangam, Aruppukottai)
 Balance Sheet as at 31st March, 2024

	Schedule Nos.	As on 31-03-2024 Rs.	As on 31-03-2023 Rs.
LIABILITIES:			
General Fund	1	(7 79 60 225.67) ✓	(7 06 02 591.41)
Sundry Creditors	2	52 92 906.43 ✓	26 29 893.85
Other Current Liabilities	3	26 16 407.00 ✓	8 76 980.82
Due to Branches	4	9 88 79 651.15 ✓	9 53 06 307.25
		<u>2 88 28 738.91 ✓</u>	<u>2 82 10 590.51</u>
ASSETS:			
Fixed Assets	5	1 07 87 755.82 ✓	1 23 83 031.93
Deposits	6	2 41 333.00 ✓	1 61 917.00
Loans and Advances	7	21 23 508.00 ✓	31 00 485.20
Fees Receivable		1 20 66 998.00 ✓	94 68 446.00
Cash with Banks&Cash on hand	8	36 09 144.09 ✓	30 96 710.38
		<u>2 88 28 738.91</u>	<u>2 82 10 590.51</u>

[Signature]
PRESIDENT

[Signature]
SECRETARY

[Signature]
TREASURER

**COMMITTEE
MEMBERS**

**ARUPPUKOTTAI
5/27/2024**

For SURI & Co
 CHARTERED ACCOUNTANTS
 FRN 004283S
[Signature]
 P. PRASANNA
 Partner
 M.No 227180

[Signature]
 A.P. Gammalai
[Signature]
 S. Arjun

VDIN. 24228180BKEPOW 3121

[Signature]
 A. Anand
[Signature]


M/S SREE SOWDAMBIKA COLLEGE OF ENGINEERING, CHETTIKURICHI
(Unit of Chockalingapuram Devangar Varthagar Sangam, Aruppukkottai)
Income and Expenditure Account for the year ended 31.03.2024

	Schedule Nos.	As on 31-03-2024 Rs.	As on 31-03-2023 Rs.
INCOME:			
Tuition Fees	9 & 11	2 41 95 850.00 ✓	2 38 98 350.00
Interest received	10	64 406.00 ✓	44 402.00
Other Fees collections	11	35 25 515.00 ✓	28 33 491.00
Other Income	12	2 39 980.00 ✓	19 47 626.04
		<u>2 80 25 751.00 ✓</u>	<u>2 87 23 869.04</u>
EXPENDITURE:			
Employee cost	13	1 81 78 813.00 ✓	1 79 66 733.00
Repairs and Renewals	14	55 04 515.08 ✓	52 27 146.72
Laboratory Maintenance	15	2 28 653.00 ✓	2 950.00
Administrative and Other Expenses	16	96 86 468.07 ✓	81 24 597.35
Depreciation		17 84 936.11 ✓	25 48 525.35
		<u>3 53 83 385.26 ✓</u>	<u>3 38 69 952.42</u>
EXCESS OF EXPENDITURE OVER INCOME transferred to General Fund		<u>- 73 57 634.26 ✓</u>	<u>51 46 083.38</u>

 PRESIDENT
  SECRETARY
  TREASURER
 COMMITTEE MEMBERS


ARUPPUKOTTAI
5/27/2024

For SURI & Co
CHARTERED ACCOUNTANTS
FRN 004283S


P. PRASANI
Partner
M No. 200180

 A.P. Devaraj

 S. Arun

 J. Suresh

UDIN. 24228180 BKEPOW 3121

M/S SREE SOWDAMBIKA COLLEGE OF ENGINEERING, CHETTIKURUCHI, ARUPPUKOTTAI
ACCOUNTS FOR THE YEAR ENDED 31.3.2024
SCHEDULES TO BALANCE SHEET

SCHEDULE:1

GENERAL FUND:

As per Last Balance Sheet
 ADD: EXCESS OF EXPENDITURE OVER INCOME for the
 year transferred from Income & Expenditure A/c

Rs.

-7 06 02 591.41

73 57 634.26

-7 79 60 225.67

SCHEDULE:2

SUNDRY CREDITORS:

Alumini Association
 Advance Fees Collected from Students
 Admission Advance
 N.S.S. Activities
 First Graduate Claim
 R.S.Petroleum
 Online examination
 Pradhan Mantri Kashal Vikas Yojana
 Readmission Fees
 A.U.Reg.Regis.Adm. Fees Income
 TDS Payable
 A.U.Exam Remuneration
 RK-26 Co - Operative Store

22 72 582.00

6 450.00

10 000.00

1 33 514.25

60 000.00

7 28 750.08

80 961.00

12 20 306.70

2 000.00

97 880.00

19 000.00

85 519.80

5 75 942.60

52 92 906.43

SCHEDULE:3

Other current liabilities

EPF Payable
 ESI Payable
 Electricity Charges Payable
 Salary Payable

11 88 701.00

15 506.00

2 32 465.00

11 79 735.00

26 16 407.00

SCHEDULE:4

DUE TO BRANCHES:

Sree Sowdambika Convent
 CDVS
 Sree Sowdambika Nursery & Primary
 Boys Hostel
 Girls Hostel
 Hotel Management
 CDVS Workshop

14 50 000.00

8 50 31 630.10

7 05 428.00

78 64 262.13

34 76 613.92

.00

3 51 717.00

9 88 79 651.15

SCHEDULE:6

DEPOSITS:

Aircel Deposit
 Coin Telephone Deposit
 Electricity Deposit
 Gas Deposit
 Telephone Deposit

1 325.00

50.00

2 19 056.00

1 800.00

19 102.00

2 41 333.00

M/S SREE SOWDAMBIKA COLLEGE OF ENGINEERING, CHETTIKURUCHI, ARUPPUKOTTAI
ACCOUNTS FOR THE YEAR ENDED 31.3.2024
SCHEDULES TO BALANCE SHEET

SCHEDULE:7

LOANS AND ADVANCES:

TNEA online Registration	4 27 750.00
Manoj Admission Agent	10 00 000.00
ZUHRA(Admission Agent)	5 05 000.00
Advance	12 250.00
Francis Packiyaraj(Hotelmanagement)	24 000.00
Madhavan.M(Hotelmanagement)	24 500.00
Revaluation Fees	16 200.00
A.U.Regulation Curriculam	51 600.00
TDS Receivable	9 110.00
Cdvs Rent	53 098.00
	21 23 508.00

SCHEDULE:8

Cash with Banks & Cash on hand:

Indian Bank 510129048	47 522.55
Indian Bank 778059765	5 333.10
Canara Bank - 110157375589	16 07 853.00
Indian Overseas Bank 184201000006662	1 10 256.83
Indian Overseas Bank 184201000018000	3 95 194.46
Indian Overseas Bank -GOVT	48 461.56
State Bank of India 10630589811	29 578.42
State Bank of India 31986903487	8 740.00
TamilNad Mercantile Bank Ltd., 038100050115110	5 99 083.53
TamilNad Mercantile Bank Ltd., 038100050309409	13 089.00
TamilNad Mercantile Bank Ltd., 038150310875344	6 02 011.34
Union Bank of India 1039	1.00
Union Bank of India 1500	69 235.00
Union Bank of India 1501	37 993.30
Canteen cash	34 791.00
	36 09 144.09

M/S SREE SOWDAMBIKA COLLEGE OF ENGINEERING, CHETTIKURUCHI, ARUPPUKOTTAI
ACCOUNTS FOR THE YEAR ENDED 31.3.2024
SCHEDULES TO INCOME AND EXPENDITURE ACCOUNT

	Rs.
SCHEDULE:9	
Fees Collections:	
Tuition Fees Income	2 41 95 850.00
	<u>2 41 95 850.00</u>
SCHEDULE:10	
Interest received:	
Bank interest	51 766.00
Interest on EB Deposit	12 640.00
	<u>64 406.00</u>
SCHEDULE:11	
Other Fees Collections	
Fine Charges	7 792.00
Books and Instrument	1 37 063.00
Bus Fees Income	32 25 560.00
Convocation fees	41 300.00
Degree Certificate	29 100.00
Application Form	62 400.00
ID Card Income	22 300.00
	<u>35 25 515.00</u>
SCHEDULE:12	
Other Income:	
Canteen Sales	76 244.00
Miscellaneous Receipt	1 63 736.00
	<u>2 39 980.00</u>
SCHEDULE:13	
PAYMENTS TO AND PROVISION FOR EMPLOYEES:	
Teaching & Non teaching Staff Salary	1 69 96 206.00
Employees Provident Fund	13 43 453.00
Employees State Insurance	1 54 136.00
Professional Tax	71 108.00
Recovery Admission 3	- 1 47 000.00
Salary Recovery Result	- 78 830.00
Salary Recovery Admission	- 1 60 260.00
	<u>1 81 78 813.00</u>

M/S SREE SOWDAMBIKA COLLEGE OF ENGINEERING, CHETTIKURUCHI, ARUPPUKOTTAI
ACCOUNTS FOR THE YEAR ENDED 31.3.2024
SCHEDULES TO INCOME AND EXPENDITURE ACCOUNT

SCHEDULE:14

Rs.

REPAIRS AND MAINTENANCE:

Building Maintenance	5 36 384.00
Bus Maintenance	10 47 450.23
Computer Maintenance	6 600.00
Diesel Expenses	28 05 404.85
LCD Projector Maintenance	7 910.00
Battery Maintenance	1 000.00
Electrical Maintenance	3 23 677.00
Generator Maintenance	33 200.00
Garden maintenance	1 216.00
Printer maintenance	550.00
TN 67 AF 8091- Diesel	1 58 464.00
TN 67 AF 8091 - Main	49 436.00
Transformer Maintenance	11 918.00
RO Plant Maintenance	31 500.00
Canteen Expenses	41 453.00
Land Maintenance	4 30 315.00
Xerox Machine Maintenance	18 037.00
	<hr/>
	55 04 515.08

SCHEDULE:15

LABORATORY MAINTENANCE:

Civil Lab Maintenance	26 860.00
ECE Lab Maintenance	5 800.00
AC Maintenance	3 000.00
EEE Lab Maint.	1 075.00
Mechanical Lab Main.	11 000.00
Panel Board- Main	1 80 918.00
Physics Lab Main.	2 28 653.00
	<hr/>
	2 28 653.00

M/S SREE SOWDAMBIKA COLLEGE OF ENGINEERING, CHETTIKURUCHI, ARUPPUKOTTAI
ACCOUNTS FOR THE YEAR ENDED 31.3.2024
SCHEDULES TO INCOME AND EXPENDITURE ACCOUNT

SCHEDULE:16

ADMINISTRATIVE AND OTHER EXPENSES

Advertisement	2 041.00 /
AU Permanent Affiliation fees	6 30 000.00 /
Audit Fees	73 283.00 /
Bank Charges	9 577.99 /
AICTE Expenses	3 87 000.00 /
Electricity Charges	21 08 025.05 /
Insurance	2 64 039.00 /
ID Card Expenses	18 450.00 /
Intercom Expenses	5 900.00 /
Internet - Browsing Charges	2 23 815.00 /
National Assessment Accreditation Council(NAAC)	9 64 090.60 /
Ncc Expenses	2 400.00
Loss from SSCE Girls Hostel	- 3 93 203.00
Loss from SSCE Boys Hostel	11 24 882.23
Postal & Telegraph	5 212.00 /
Printing & Stationery	3 33 863.00 /
Refreshment Charges	1 68 692.00 /
Function Expenses	27 903.00 /
Subscription	10 000.00 /
Sundry Expenses	33 29 014.20
Telephone Charges	1 16 820.00 /
Toll gate Recharge Expenses	16 130.00 /
Travelling Expenses	2 58 533.00 /
	<u>96 86 468.07</u>

Sundry Expenses

Other Staff Salary	21 21 365.80
C Certificate allowance	40 500.00
NCC Expenses	5 400.00
Electrical Purchase	5 266.00
Pooja Things	16 323.00
CBSE School notice distribution	2 000.00
Diesel Expenses	91 292.00
purchase of RTO stickers	15 700.00
No due certificate for technical education	5 000.00
PMKVY Expenses	2 07 447.00
AC Service	3 300.00
bus shed rent	1 01 566.00
Website Renewal	29 913.00
NAAC work	1 79 069.00
Cleaning items purchase	46 259.00
Stationery - Misc	2 57 403.00
Microsoft Licence renewal	1 49 203.00
Repair and Maintenance	8 750.00
Tennis Tournament	15 000.00
TDS late payment	2 822.00
Cleaning Charges	6 696.00
Flowers	18 150.00
Gst payable	589.40
	<u>33 29 014.20</u>